

DL-1635H

6" NON-IC Horizontal Architectural Frame-in kit For HID Lamps

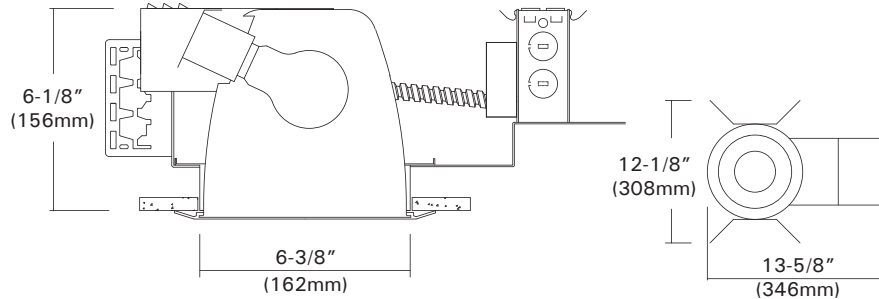
Catalog #		Type
Project		Date
Prepared by		

METAL HALIDE



DESCRIPTION

6" aperture frame-in kits for horizontal metal halide lamp.
 These are designed for use in non-insulated ceiling for general lights on floor and task lighting with deep concealed lamp.



DESIGN FEATURES

Ceiling Cut-out : 6-1/2"
 Lamp, Max, Watt. / Ballast : 100W / ED17 (Med)

◦ Housing Kit

- C-UL listed, NON-IC, thermally protected housing for horizontal ED Type metal halide lamps.
- 20-gauge CRS mounting ring, black-painted. Housing adjusts for ceilings up to 1-5/8" thick.

◦ Junction Box

- Listed for through branch circuit wiring. (Max. 8 No 12 AWG 90°C branch circuit conductors. (4 in, 4 out))
- (5) 1/2" knockouts with true pry-out slots and (4) knockouts with Romex cable clamp.
- Ground wire provided on J-box.

◦ Reflector

- Anodized clear, haze, gold, champagne, pewter color finished full reflectors. And anodized reflectors with black or white milled groove baffle collar and glass lens for shower trim.

◦ Mounting Channel Bracket

- Commercial mounting kit provided up to 5" vertical adjustment, which accommodates 1/2" EMT conduit, optional HB-24 or HBC-24 bar hanger or lathing channels for T-bar grid or concealed spline ceiling.

◦ Trim Ring

- White metal ring plated chrome, satin nickel polished brass, natural steel color ring.

◦ Electronic Ballast

- 120 and 277 volts, for 50/60Hz operation high power factor class A sound rated.
- These frames may install electronic and magnetic ballast in a remote box.

◦ Socket

- Medium base porcelain socket 4KV pulse rated with nickel plated screw shell.

◦ Thermal Protector

- Self resetting thermal detector on J-box deactivates fixture if overheating occurs due to improper lamping or mis-applied insulation.
- Install varied detectors according to input voltages.

* Listing

- UL, c-UL listed for damp location.
- UL, c-UL listed for feed through.

Ordering Information

Housing	Ballast	Lamp(s) Watt.	Voltage	Option
DL-1635H	E : Electronic Metal Halide HID Ballast	39 : 39W 70 : 70W 50 : 50W 100 : 100W	-Blank : 120V -27 : 277V	

Example : DL-1635H-E39

Trims

6" Horizontal Metal Halide Trims For

DL-6235H, DL-1635H, DL-1635RH

Catalog #		Type
Project		Date
Prepared by		

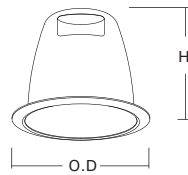
METAL HALIDE

TM-39R-H TM-39RF-H

Specular Open Reflector
100W ED17

White Metal Trim Ring
O.D : 7-7/8"
Height : 6-1/4"

*Symbol (RF) is for Self-flange



TM-30B-H

Baffle w/ Reflector
100W ED17

White Metal Trim Ring
O.D : 7-7/8"
Height : 6-1/4"



TM-31-H

Wall Wash w/ Kick-off Plate
100W ED17


White Metal Trim Ring
O.D : 7-7/8"
Height : 6-1/4"



TM-36B-H

Baffle w/ Fresnel Lens
100W ED17

White Metal Trim Ring
O.D : 7-7/8"
Height : 6-1/4"



TM-36R-H

Reflector w/ Fresnel Lens
100W ED17


White Metal Trim Ring
O.D : 7-7/8"
Height : 6-1/4"



TM-38-H

Reflector w/ Frosted Drop Lens
100W ED17

White Metal Trim Ring
O.D : 7-7/8"
Height : 6-1/4"



TM-38S-H

Reflector w/ Frosted 3.5" Center Hole Lens
100W ED17

White Metal Trim Ring
O.D : 7-7/8"
Height : 6-1/4"



TM-359-H

Reflector w/ Cross Louver Blade
100W ED17

White Metal Trim Ring
O.D : 7-7/8"
Height : 6-1/4"



TM-354-H

Reflector w/ Wall Wash Plate
100W ED17

White Plastic Trim Ring
O.D : 7-7/8"
Height : 6-1/4"



◆ White metal ring standard.

◆ All trims are damp location, Lens trims are wet location listed.

ORDERING INFORMATION

Choose the catalog / finish codes that best suit your needs and enter it on the appropriate line.

TRIM MODEL	REFLECTOR	LENS	BAFFLE	METAL RING
	CL :Clear	FR :Fresnel	WH :White	WH :White
	WH :White	AS :All Sanded	BK :Black	BK :Black
	GD :Gold	CL :Clear	SN :Satin Nickel	SN :Satin Nickel
	MA :Matte Platinum	CV :Convex Prismatic	AN :Antique Nickel	AN :Antique Nickel
	CP :Champagne	AL :Albalite	AC :Antique Copper	AC :Antique Copper
	PR :Pewter		MO :Mocha	MO :Mocha
	HC :Haze Clear		CA :Cappuccino	CA :Cappuccino
			CH :Chrome	CH :Chrome
			UN :Natural Steel	UN :Natural Steel
			PB :Polished Brass	PB :Polished Brass

Examples:

TM-39R-H-HC-WH = Haze Clear Reflector

TM-30B-H-BK-WH = Black Baffle w/Clear Reflector